



AIR CONDITIONING



REFRIGERATION



HEATING




EN

hot water heavy duty

CONDENSATE REMOVAL PUMP

The ultimate Hot Water Heavy Duty pump. Designed to handle 80°C water and with an outstanding 1800L/h water flow rate – no job is too big!



1800L/h max. flow



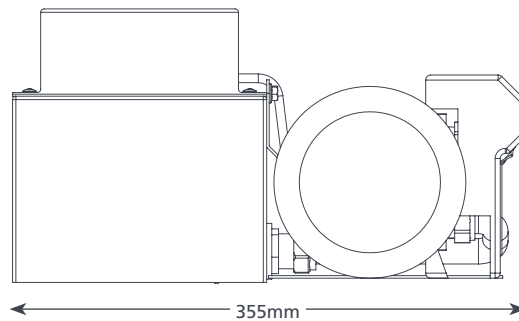
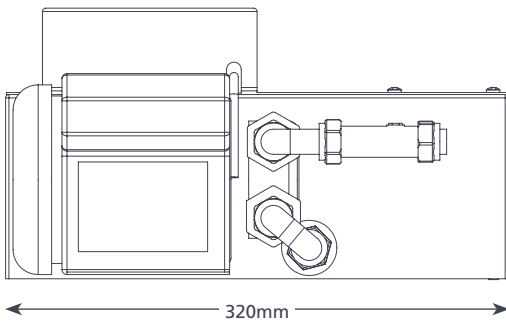
15m max. rec. head (flow rate 10L/h)

KEY FEATURES

- High flow rate
- Handles 80°C water
- Non return valve
- Easy installation

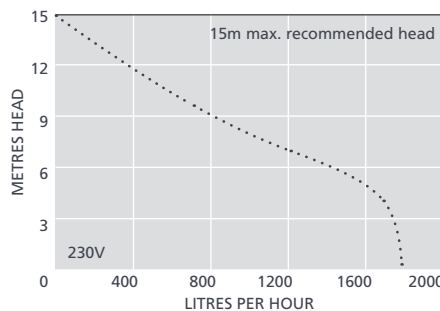
SUITABILITY

- Up to 2400kW / 8m Btu/h
- Air handling units (AHUs); Humidifiers, Boilers; Refrigeration



HOT WATER HEAVY DUTY SPECIFICATIONS

Max. flow	1800L/h @ 0 head
Max. rec. head	15m
Tank capacity	5L
Sound level@1m	63dB(A)
Power supply	230V AC 50-60Hz 1.5A
Rated	Non continuous
Class	I appliance
Max. unit output	2400 kW / 8m Btu/h
Max. water temp	80°C / 176°F
Inlet/outlet size	x2 40mm in, 15mm out
IP Protection	IPX1
Safety switch	4.0A Normally closed
Thermal protection	✓
Fully potted	n/a
Self priming	n/a



SUGGESTED XTRA ACCESSORIES

Description	Part No.
Tube To Soil Stack Adaptor	FP2038
Vinyl Tube Braided 3/8" (10mm)	AX5111
StayClean Tablets	FP2418

Xtra For more installation accessories take a look at our Aspen Xtra range

HOT WATER HEAVY DUTY OPTIONS

Hot Water Heavy Duty **FP2132**

IN THE BOX

Hot Water Heavy Duty pump (including non-return valve) • 2m power cable • Install manual

Download manual at aspenspumps.com



aspenspumps.com

+44 (0)1323 848842

sales@aspenspumps.com

Making life easier for the installer