

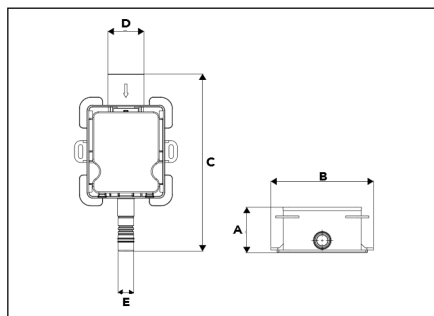
CLEAR REMOVABLE ODOUR-STOP WATERLESS TRAP WITH ATTRACTIVE COVER

TECHNICAL FEATURES

- ELIMINATES THE ODOUR PROBLEM
- FOR VERTICAL INSTALLATION ON WALL OR IN A VERTICAL CHASE
- CLEAR TRAP BODY FOR EASY INSPECTION
- CLEAR TRAP BODY CAN BE REMOVED FOR MAINTENANCE
- BUILDING SITE COVER TO PROTECT AGAINST INGRESS OF PLASTER
- ATTRACTIVE REMOVABLE COVER FOR ACCESS TO TRAP BODY
- OUTSIDE LEDGE FOR INSTALLATION FLUSH WITH UNFINISHED WALL
- COVER DESIGN ALLOWS FOR FASTENING WITH SCREWS
- PIPE INLET SIZE: FROM Ø16 UP TO Ø40
- BUILT-IN SPIRIT LEVEL
- PIPE OUTLET CONNECTION
- COMPATIBLE WITH THESE CODES: 11126345- 11126346-11126327-11126324 11126346T (WITH O-RING)
- Ø40-36-32-28 PIPES CAN BE USED WITH THE ADAPTER SLEEVE "MTG" (11126353)
- WITH ACCESSORY JOINING SLEEVE MGTCR21 (CODE 11126313)
- CAN BE USED TO CONNECT THE RIGID CONDENSATE PIPE TCR21 (CODE 11126324)



FOR PIPES FROM
Ø 16 UP TO Ø 40




FOR CONDENSATION DRAIN PIPE TCR 21 COD. 11126324 W/ SLEEVE MG-TCR21 CODE 11126313


FOR 18/20 CONDENSATION DRAIN PIPE WITH O-RING CODE 11126346T

FOR 18/20 CONDENSATION DRAIN PIPE CODE 11126345 - 11126346


AVAILABLE IN DISPENSER
WITH 8 PIECES




Put foam or mortar on the bottom of the wall recess




Connect the pipes and put the siphon inside the recess and check the spirit level



Put the temporary cover (used during the construction works) and plaster the wall



After painting, replace the temporary cover with the aesthetic cover



To make the maintenance, remove the siphon by rotating it

CODE	DESCRIPTION	DIMENSIONS					MIN. PACK.
		A (mm)	B (mm)	C (mm)	D (mm)	E (mm)	
11126322B	CLEAR REMOVABLE ODOUR-STOP WATERLESS TRAP WITH ATTRACTIVE COVER "REGIO"	58,5	132	227,5	46,5	21	8 PC.