

Performance

- Up to 14 litres/hour flow
- 8 metres head
- 8 metres suction lift



MaxiBlue uses the same advanced unique technology as the BlueDiamond range. Designed for high humidity environments it benefits from being a small powerful pump that is controlled by our patented sensing technology - only senses when water is present offering an energy efficient drainage solution.

With a higher performance the MaxiBlue is ideally suited for mid range air conditioning systems. Its exceptional reliability is backed by a multi year warranty and class leading performance/suction lift has led it to be installed in environments that are both demanding and expensive to access for maintenance

USA Tel: 011 44 1932 355277
UK Tel: +44 (0)1932 355277
Email: bd@charlesausten.com
Web: www.bluediamondpump.com

Maxi Blue options



reservoir sensing
with alarm contacts



temperature sensing

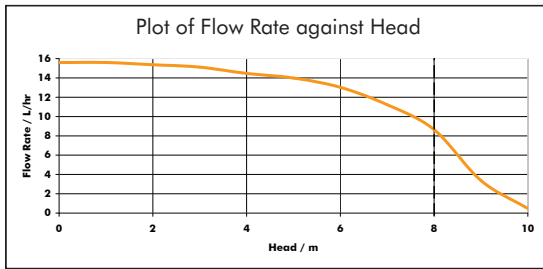


DrainStik™

Application Ideas



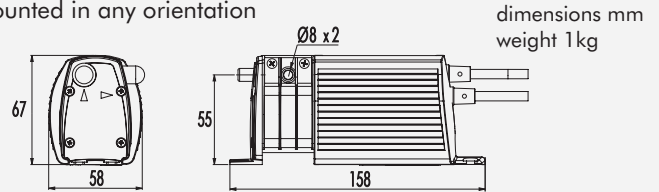
Performance/Technical



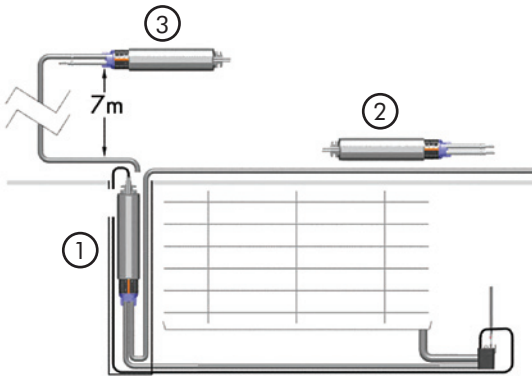
- Proven rotary diaphragm technology as used in BlueDiamond
- Flow rate up to 14 l/hr
- Dry suction lift up to 8m
- Self priming
- Energy Efficient
- Exceptionally quiet and no vibration
- Powered by unique water sensors
- Can be mounted in any orientation

Specifying Maxi Blue

Option 3



Siting - Installation Possibilities



Sensing choices - choose either

Option 1 - Reservoir Sensor (energy efficient) - Connect drip tray to reservoir in which the presence of condensate trips the hi-low solid state level sensors to switch pump on/off. Runs pump only when condensate produced. Alarm shuts off A/C in fault mode, restarts when clear.

Option 2 - Hot and Cold sensor - Hot-cold thermistors mounted in air inlet and outlet of room unit sensing when cooling occurs. Runs pump constantly when A/C "on" regardless of whether producing condensate. Failsafe circuit inactive.

Option 3 - DrainStik™ (energy efficient) - The patented DrainStik™ is quick and simple to install or retrofit around any existing installation. The slim line probe, which houses the water sensors and high level alarm can be directly mounted into the drain tube of all types of equipment. With no moving parts to become clogged or stuck it is an ideal alternative to existing float switches.

- ① inside trunking ② above ceiling ③ remote

Blue Diamond pump is slim enough to fit into trunking, powerful enough for distant location and quiet enough for ceiling mounting. It's your choice. Commissioning is so easy, link pump to sensing option with single wire DIN plug and connect in/out tubing provided - plug and play, fit and forget!

Revolutionary pumping principle



Patented rotary diaphragm pump

Making all these advantages possible is our advanced rotary diaphragm technology. The condensate is drawn into the pump by vacuum then mechanically driven within a re-inforced elastomer diaphragm to the outlet under pressure. This system even tolerates suspended solids and light slurries and also happily runs dry.

The condensate pump that solves problems

